


SPOTBOT

SPOTBOT - TIPS AND RECOMMENDATIONS

This document provides recommendations for ensuring optimal SPOTBOT functionality. Please keep these recommendations in mind for new CCTV installations as well as for enhancing SPOTBOT's performance with existing CCTV set-ups.


CAMERA INSTALLATION HEIGHT AND ANGLE.

Ensure your cameras are installed at a height and angle that enable them to optimally identify a full human figure. The camera should be installed in such a way that it is able to capture a full human figure in the area where you want to be notified in case intruders are detected. Depending on the scenario, optimal camera height should be between 2,8 to 3,2 m with an angle that faces outward and not downward.



SUFFICIENT ILLUMINATION IN LOW-LIGHT SCENARIOS (EVENING SCENARIO)

Ensure that your camera's view has sufficient illumination in low-light scenarios, such as in the evening. If you choose to use your existing cameras, install extra flood lights if needed. The light source should face the same direction as the camera and not shine into the camera lens. Adjust the camera angle during installation to avoid interference from very bright lights or headlights. A clear and good quality picture (day and night) enhances SPOTBOT's performance.



OBSTACLES/OBSTRUCTION OBSCURING THE CAMERA'S FOCUS AREA


A SPOTBOT unit's detection capabilities could be hampered if there is an obstacle or obstruction obscuring the human figure or a part of the human figure. Such obstacles may include a dense fence, palisades, roof overhangs, gates, vegetation or any other obstruction between the human and the camera's view. Please ensure that your cameras have a clear view of the area where you want SPOTBOT to make detections.



SPOTBOT

INVESTIGATE ALTERNATIVE CAMERA OPTIONS

Cameras with enhanced low-illumination functionality (such as Hikvision ColorVu, Dahua Starlight or White-light Night) will enhance SPOTBOT's performance significantly in low-light scenarios. The picture on the left is a normal IR camera and on the right is a low-light camera at the same spot and at the same time in the evening.



AT WHAT DISTANCE FROM THE CAMERA CAN SPOTBOT DETECT A HUMAN?

This all depends on your CCTV camera lens specifications. A general rule of thumb is that the human figure must be greater than 15% of the height (vertical size) of the video frame sent to SPOTBOT. Please refer to the picture below. For example, if the camera's resolution is 1080 pixels, the vertical size of the target should be greater than 162 pixels. Also avoid situations where human figures exceed the height (vertical size) of the video frame.



CLEAN YOUR CAMERAS REGULARLY

A clean lens ensures that SPOTBOT will receive a better quality video. Clean your camera lens on a regular basis and remove dust, spider webs or any other obstacles that could affect the camera's picture quality. A dirty lens will have a negative effect on the performance of SPOTBOT.



Please contact us should you have any queries about this document.